
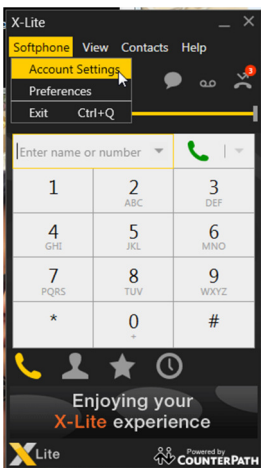


Steps for setting up PC/MAC SIP software

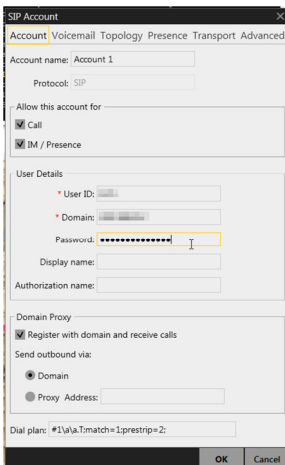
1. Visit <http://www.counterpath.com/> and download X-lite (Windows and MAC OS X versions available)




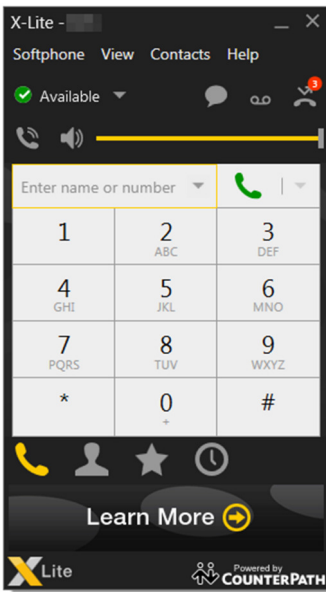
2. After installation complete, open “X-Lite” software, open “Softphone” > “Account Settings”
(MAC OSX version: “X-Lite” > “Preferences...” > “Accounts” tab)



3. Input the user account information and domain (domain is same as server address).
(Note: Account Title and Account ID will be the username given by your administrator)



4. Press "OK" to go back to Main screen with dialpad, enter telephone number and press  to make a call.



-- End --